














DEFENSE	1	2	3	4	5	6	7	8	9	OFFENSE
1	Katee	SF	SF	X	SF	SE	SF	X		
2	Mike	RF	RF	X	C	RF	RF	C		
3	Bill	C	RF	X	-	-	X	-		
4	Hannah	1B	X	SF	RF	X	1B	SF		
5	Mark	3B	SS	3B	P	P	3B	SS		
6	Gerardo	LF	LF	LF	LF	3B	LF	LF		
7	Jose	SS	X	SS	SS	SS	SS	3B		
8	Nancy	2B	2B	2B	X	2B	2B	2B		
9	Sam	X	X	C	X	C	C	RF		
10	Jon	CF	CF	CF	3B	CF	3B	CF		
11	Tim	P	P	P	1B	X	P	P		
12	Judy	X	1B	1B	2B	1B	X	1B		
13	Chris	X	C	RF	CF	LF	CF	X		
14										
15										
16										
17										
18										
19										
20										

2005-11 vs. Dawgs




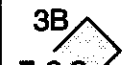






July 6 H7

		FIELDER POSITION NUMBERS									
1	Katie	S-4 ⁽²⁾ 1B		6-3 ⁽¹⁾				6U/1B ⁽²⁾			
2	Mike	F2 ⁽¹⁾		6U 1B ⁽²⁾				7/FC			6-E3 one-base error by 1B(#3) not catching throw from SS(#6); then RBI by batter #4
3	Bill	1C		+6-3 ⁽³⁾ DP				1B			2B two-base hit; then RBI by batter #4
4	Hannah	2-3 ⁽³⁾				6-2 1B ⁽¹⁾		1-3 ⁽³⁾			3B ⁽¹⁾ +7-6-2 three-base hit, but thrown out trying for home, LF(#7) to SS(#6) to C(#2)
5	Mark										HR home run, self-RBI by batter #5
6	Gerardo		F4 ⁽¹⁾			6U 1C ⁽⁴⁾					E5T two-base throwing error by 3B(#6); then RBI by batter #7
7	Jose					+6-3 ⁽²⁾ DP					+E8 E10 one-base error by SF(#10), plus two-base error by CF(#6) on same play; then RBI by batter #9
8	Nancy		F4 ⁽¹⁾					6-3 ⁽²⁾			1-4 ⁽²⁾ 1B one-base hit; then out by fielder's choice on next batter, P(#1) to 2B(#4)
9	Sam							E6 E6 1B			/FC reaches 1st base by fielder's choice, P(#1) to 2B(#4), on previous batter
10	Jon		HR ⁽¹⁾					6-3			F9 ⁽³⁾ fly out to RF(#9) for 3rd out

US	0	1st	4	2nd	4	0	3rd	4	0	4th	4	1	5th	5	0	6th	5	7th		8th	5	Example
																						5

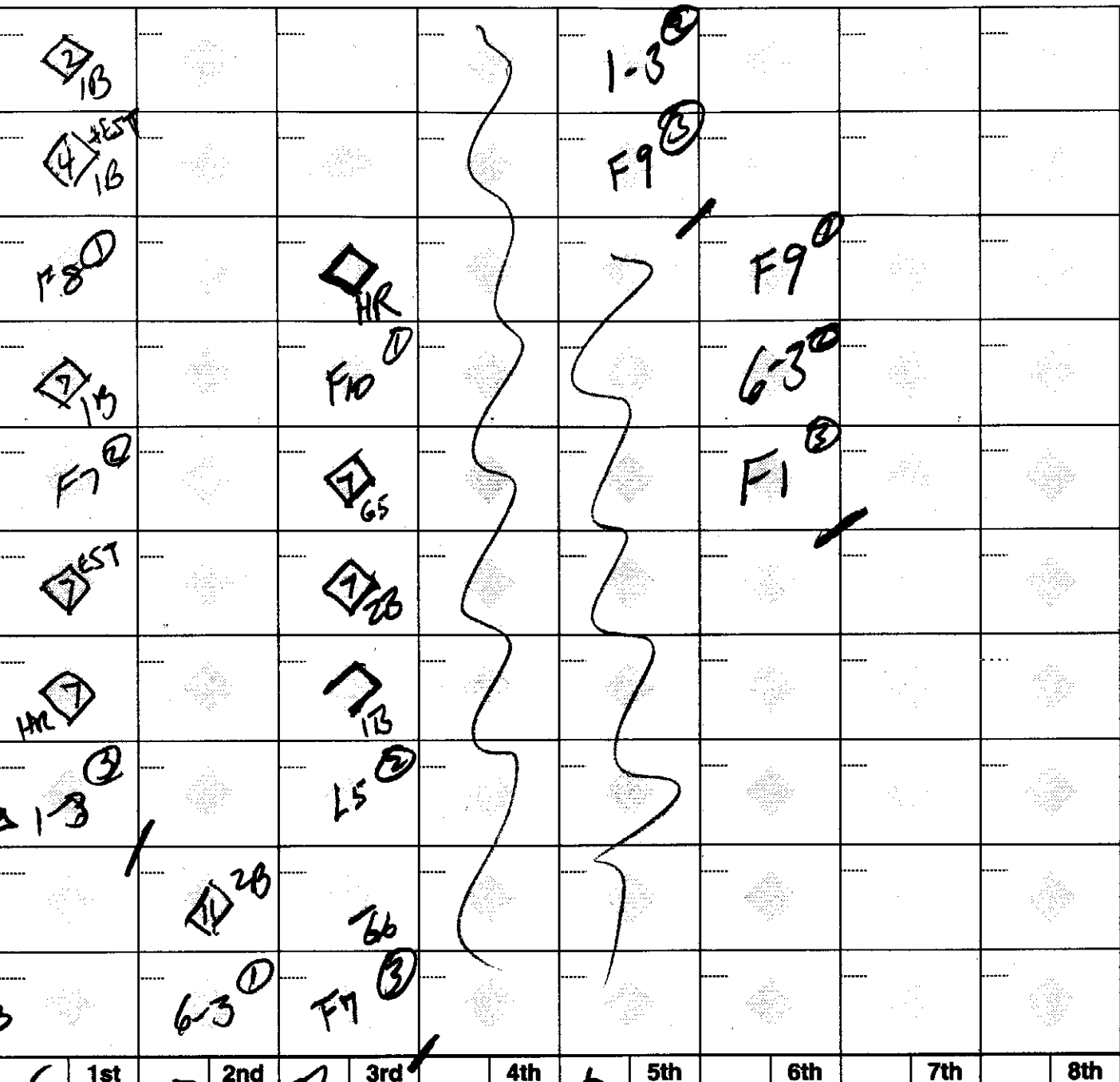
5 runs scored

2005-11 vs. Dewy's

11																			FIELDER POSITION NUMBERS
Tim			1B				F6												
Judy	12		+ETT 1B				5-3												one-base error by 1B(#3) not catching throw from SS(#6); then RBI by batter #14  6-E3
Chris	13						5-3			6-3			LOU	2B					 2B then RBI by batter #14
	14																		 3B +7-6-2 ① three-base hit, but thrown out trying for home, LF(#7) to SS(#6) to C(#2)
	15																		 15 HR home run, self-RBI by batter #15
	16																		 E5T two-base throwing error by 3B(#5); then RBI by batter #17
	17																		+E8  18 E10 one-base error by SF(#10), plus two-base error by CF(#8) on same play; then RBI by batter #18
	18																		1-4  1B ② one-base hit; then out by fielder's choice on next batter, P(#1) to 2B(#4)
	19																		 /FC reaches 1st base by fielder's choice, P(#1) to 2B(#4), on previous batter
	20																		F9  ③ fly out to RF(#9) for 3rd out
US		1st		2nd		3rd		4th		5th		6th		7th		8th	Example		end of inning
																	5		5 runs scored

2005-11 vs Dawgs

blue
 white
 gray
 white
 gray
 purple
 blue
 gray
 black
 blue
 red
 tan
 blue
 white
 black
 black
 silver
 black
 black
 tan



FIELDER POSITION NUMBERS

 M 1B (#3) not catching throw from SS (#6); then RBI by batter #4
 F 2B
 M 3B (+7-6-2) ① three-base hit, but thrown out trying for home, LF (#7) to SS (#6) to C (#2)
 M HR 5 home run, self-RBI by batter #5
 F 7 E5T two-base throwing error by 3B (#5); then RBI by batter #7
 M +E8 8 E10 one-base error by SF (#10), plus two-base error by CF (#8) on same play; then RBI by batter #8
 M 1-4 ② one-base hit; then out by fielder's choice on next batter, P (#1) to 2B (#4)
 F / FC reaches 1st base by fielder's choice, P (#1) to 2B (#4), on previous batter
 M F9 ③ fly out to RF (#9) for 3rd out
 end of inning
 5 runs scored

THEM	S	1st	5	2nd	3	3rd	0	4th	6	5th	0	6th		7th		8th	Example
		5		10		13		13		13		13					5

2005-11 vs. Dawgs

blue
black

white
black











purple
gray

white
+ gray

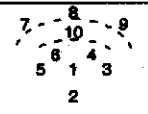
white
black

white
black

Bk
Bk

	M	11
	F	12
	M	13
	M	14
	M	15
	F	16
	M	17
	F	18
		19
		20

			5-3 ②	R	5-3 ①														
			$\frac{14}{1B}$	"	5-3 ③														
			$\frac{14}{1B}$		/ 1B														
			$\frac{14}{1B}$																
			$\frac{14}{2B}$																
			$\frac{14}{1B}$																
			$\frac{14}{1B}$																
					FS*														
									1-3 ①										



FIELDER POSITION NUMBERS

M $\frac{14}{6-E3}$ one-base error by 1B(#3) not catching throw from SS(#6); then RBI by batter #14

F $\frac{14}{2B}$ two-base hit; then RBI by batter #14

M $\frac{14}{3B}$ +7-6-2 ① three-base hit, but thrown out trying for home, LF(#7) to SS(#6) to C(#2)

M HR 15 home run, self-RBI by batter #15

F $\frac{17}{E5T}$ two-base throwing error by 3B(#5); then RBI by batter #17

M $\frac{18}{E8}$ +E10 one-base error by SF(#10), plus two-base error by CF(#8) on same play; then RBI by batter #18

M 1-4 ② / 1B one-base hit; then out by fielder's choice on next batter, P(#1) to 2B(#4)

F / FC reaches 1st base by fielder's choice, P(#1) to 2B(#4), on previous batter

M F9 ③ fly out to RF(#9) for 3rd out

THEM	1st	2nd	3rd	4th	5th	6th	7th	8th	Example
									5

end of inning
5 runs scored

2005-11 vs. Dawgs